

# ELIGIBILITY & PLAN RATES

TECHNOLOGY PROFESSIONALS  
CANADA – ISLAND TECHNOLOGY  
PROFESSIONALS

**ARTA**  
BENEFIT PLANS  
[artabenefits.net](http://artabenefits.net)

## Membership Requirements

To participate in the ARTA Benefit Plans, you must be:

- An Island Technology Professionals member in good standing for at least two (2) years
- An affiliate member in good standing with ARTA
- Enrolled in all provincial or territorial health care plans for which you are eligible

**NOTE:** Refer to [artabenefits.net](http://artabenefits.net) for specific membership requirements.

Coverage is also available to the surviving spouse of an eligible member.

If you have membership eligibility questions, please contact the Member Support Centre at **1-855-444-ARTA (2782)**.



## MONTHLY PREMIUMS





	BUILD-YOUR-OWN PLANS							
	HEALTH WISE™		TOTAL HEALTH™ HEALTH WISE + TRAVEL		HEALTH WISE PLUS™		ULTIMATE HEALTH™ HEALTH WISE PLUS + TRAVEL	
Drug Maximum per Calendar Year	\$1,200	\$2,000	\$1,200	\$2,000	\$1,200	\$2,000	\$1,200	\$2,000
Age restrictions (based on primary plan member)	UNDER AGE 75							
Single	\$142.50	\$198.75	\$149.00	\$199.25	\$174.75	\$217.75	\$177.50	\$227.75
Couple	\$278.50	\$391.75	\$291.25	\$392.25	\$342.25	\$429.50	\$349.25	\$450.00
Family	\$337.50	\$471.75	\$347.75	\$470.00	\$414.25	\$517.50	\$417.25	\$539.50
Age restrictions (based on primary plan member)	AGE 75 TO 84							
Single	\$142.50	\$198.75	\$204.75	\$260.00	\$174.75	\$217.75	\$233.75	\$288.50
Couple	\$278.50	\$391.75	\$402.00	\$514.00	\$342.25	\$429.50	\$460.50	\$570.75
Family	\$337.50	\$471.75	\$484.25	\$620.50	\$414.25	\$517.50	\$554.00	\$688.50
Age restrictions (based on primary plan member)	AGE 85+							
Single	\$142.50	\$198.75	\$371.25	\$438.50	\$174.75	\$217.75	\$399.75	\$468.00
Couple	\$278.50	\$391.75	\$733.75	\$869.75	\$342.25	\$429.50	\$792.25	\$928.75
Family	\$337.50	\$471.75	\$889.50	\$1,052.75	\$414.25	\$517.50	\$959.50	\$1,122.75

Premium increases based on age group are related to increased emergency travel risk.

## MONTHLY DENTAL PREMIUMS

	BUILD-YOUR-OWN PLANS		
	OPTION A	OPTION B	OPTION C
Single	\$82.75	\$66.50	\$50.50
Couple	\$165.50	\$133.25	\$100.50
Family	\$197.25	\$158.25	\$119.50

**QUESTIONS?**  
Please contact the  
Member Support  
Centre at  
**1-855-444-ARTA  
(2782).**

MONTHLY PREMIUMS	INTRO PLAN	COMPREHENSIVE PLANS		
	 PRIMARY HEALTH	 CORE HEALTH	 ESSENTIAL HEALTH	 ENHANCED HEALTH
Drug Maximum per Calendar Year	Year 1: \$600 Year 2: \$900 Year 3+: \$1,200	\$1,500	\$2,500	\$5,000
Age restrictions (based on primary plan member)	UNDER AGE 65			
Single	\$194.75	\$161.25	\$184.25	\$230.00
Couple	\$361.50	\$320.25	\$364.25	\$455.00
Family	\$496.50	\$381.00	\$432.50	\$541.25

## **ARTA** BENEFIT PLANS

### General Inquiries

1-855-212-2400  
 780-822-2400  
[info@arta.net](mailto:info@arta.net)

### Benefit Specific Inquiries

1-855-444-ARTA(2782)  
 780-989-8709

